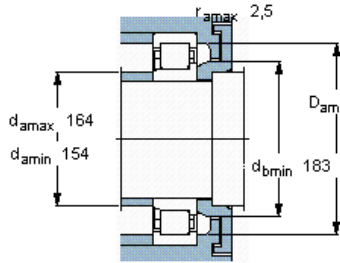

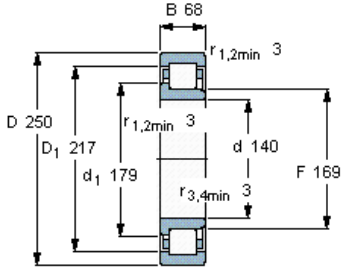


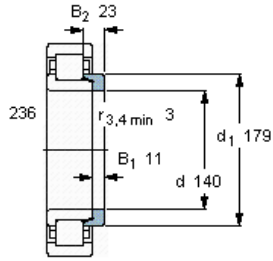
Cylindrical roller bearings, single row

Principal dimensions			Basic load ratings		Designation	Angle ring
d	D	B	dynamic C	static C0	* SKF Explorer bearing	Designation
mm			kN		-	-
140	250	68	655	830	NJ 2228 ECML *	HJ 2228 EC



Calculation factors

k_r 0,2
e 0,3 Y 0,4



HJ 2228 EC

Mass kg 1,05